

BROOKS HIRE

“Better Being With Brooks”

VOLVO L260H WHEEL LOADER



1300 BROOKS (276 657)
@ sales@brookshire.com.au
www.brookshire.com.au

BROOKS HIRE

A CLASS OF ITS OWN

A true 2-pass loader

Committed to its legacy, Volvo was the first to present a 36 tons wheel loader to the industry, in 2011 – with the L250G. Created with the customer for the customer, and offering a load of 26 tons in just two passes, Volvo brings the next generation wheel loader – the L260H.



Progress is in our DNA

Since introducing our first wheel loader, Volvo has continued to refine its concept for more than half a century.

1954

The world's first wheel loader to feature a parallel lift arm system and attachment bracket with quick coupler – the H-10

1973

The first wheel loader with direct injected turbo engine – Volvo BM 1641

Volvo introduced the world's first truly low-emission diesel engines in construction equipment (1974)

1981

Volvo introduced the world's first automatic gear shifting system (Automatic Power Shift) and load sensing hydraulic technology

1988

Comfort Drive Control

1990

Boom suspension system

Volvo patented Torque Parallel linkage (1991)

Smarter, stronger, faster

In an industry that's always evolving, with growing business demands, customers need a machine they can rely on. An asset to your operation, the L260H is a reliable machine, which has been upgraded with innovative technologies and increased payload capacity, for greater productivity. Bringing you quality as standard and so much more, unlock the full potential of your machine through our dealer network.



Over the years, we have revolutionized our machines, bringing customers unparalleled productivity and efficiency.

2009

Volvo sets the standard for the attachment bracket (ISO 23727)

2010

OptiShift
CareTrack

2011

Introduction of the L250G – the first in its class

2016

Load Assist, powered by the award-winning Volvo Co-Pilot

2017

New generation OptiShift

Second generation load sensing hydraulics – Patent pending

L260H

Get it done, faster

Primed for productivity, the innovative L260H combines the latest Volvo technology with power and upgraded components to help you increase your payload. To achieve ultimate performance, select from a range of tailor made Volvo attachments.

Volvo engine

Engineered for efficiency and productivity, the L260H is fitted with a powerful Tier 4 final engine, delivering 6% more power and 5% more torque than the L250H.



Fast cycle times

Achieve shorter cycle times with next generation load sensing hydraulics, designed to enhance the responsiveness of attachments and improve the lifting and lowering speed of the boom.



New transmission

For ultimate performance, the L260H has been upgraded with the new HTL310 transmission, which works in harmony with the powerful engine and axels. The new converter delivers increased torque output, resulting in better performance. For faster acceleration and smooth operation, the steps between gears have been reduced.



Matched and attached

Get the most out of your L260H with our range of purpose-built attachments, perfect for applications such as quarrying, aggregates, mining and heavy infrastructure. Form one solid and reliable unit with attachments that are ideally matched by size and design to your machine's parameters – including link-arm geometry, and breakout and lifting forces.



BROOKS HIRE



BOOST YOUR PRODUCTIVITY BY UP TO 15%

Increase your productivity with the L260H. Boasting up to 15% greater productivity than its forerunner, thanks to the increased wheel base (50mm (2")), and optimized weight distribution of the front frame and lifting arm system, enabling the use of larger buckets..



LOAD ASSIST

Unlock the full potential of your machine's productivity with Load Assist, a dynamic load weighing system with $\pm 2\%$ accuracy. Powered by the 10" Volvo Co-Pilot touchscreen, the system enables you to monitor the amount of material moved and easily manage work orders – the data can then be stored and accessed remotely. In addition, you can track your machine's fuel efficiency with the help of CareTrack.

Smarter operation

Engineered for efficient and smart work, the L260H is fitted with new generation hydraulics and improved technology. Enhanced by Load Assist and Volvo Site Simulation, the intelligent systems offer valuable insight about your operations, reducing fuel consumption and increasing productivity.

Increase your fuel savings by 10%

Do more with less fuel, thanks to a powerful engine and new generation hydraulics, which save hydraulic pump power for other functions, by reducing fluid flow when lowering and dumping. Coupled with the new dry P-Brake, which eliminates drag losses caused by the internal wet multi-disk brake.



New generation OptiShift

For improved cycle times and greater fuel efficiency, customize the lock-up engagement of your machine with new generation OptiShift. The improved technology integrates the Reverse By Braking (RBB) function – patented by Volvo – and the new torque converter with lock-up, creating a direct drive between the engine and transmission, reducing fuel consumption.



Volvo Site Simulation

Lower your cost per ton and gain valuable insight into your operations, with Volvo Site Simulation. Using detailed information about your machinery, fleet choices and site configuration, we'll devise a list of personalized recommendations to increase the efficiency and profitability of your operation.



Eco pedal

Save on machine wear and increase fuel efficiency with the eco pedal. Uniquely designed by Volvo, the eco pedal encourages economical operation, by applying a mechanical push-back force in response to excess use of the accelerator.



Stronger

Unlock the full potential of your machine and take on demanding applications, with a range of purpose built attachments. Volvo can custom build attachments to your specific requirements, increasing your productivity.

Rehandling bucket

Experience up to 5% greater productivity with the new 7.3 m³ (9.5 yd³) Volvo Rehandling bucket. The redesigned bucket is easier to fill and minimizes spillage, thanks to new convex sides and an improved spill guard. To prevent spillage and absorb shocks, opt for the Boom Suspension System, which automatically engages, depending on gear or speed selection.




Proven Z-bar linkage

For strength in demanding applications, Volvo's proven Z-bar linkage provides high breakout force. The robust lifting arm enables fully loaded buckets to be elevated to maximum height and fast hydraulic speeds offer quick cycle times. For long lasting performance, the lifting arm has double sealing on each of the pins.



Protect your bucket

Extend the life of your bucket with a choice of reinforcement options. Bolt-on edges protect the bottom edge of the bucket, while segments protect the cutting edge of the bucket, increasing durability.





ROCK BUCKET

For easier filling and greater productivity, the new Volvo Rock bucket* boasts a longer floor and optimized radius and holds 11.5% more material than before. For tunneling applications, Volvo also offers Side Dump Rock buckets.

**Currently only available as custom built attachment – contact your local dealer for more information.*

Intelligently productive

FULLY LOADED

- Redesigned Rock bucket – holds 11.5% more material
- New Rehandling bucket – up to 5% greater productivity
- Custom built attachments
- Z-bar lifting arm with double sealing on each pin

BUILT FOR THE JOB

- Bucket leveling function
- Three hydraulic modes
- Choice of a single or multi levers
- Comfort Drive Control



VOLVO SERVICES

- Genuine Volvo Parts
- Operator training
- ActiveCare Direct
- Volvo Site Simulation

BOOST YOUR PRODUCTIVITY BY UP TO 15%

- 6% more power and 5% more torque than the L250H
- Increased wheel base, optimized weight distribution
- Next generation load sensing hydraulics
- New transmission – new converter and gear ratio
- Matched Volvo attachments



INCREASE YOUR FUEL SAVINGS BY 10%

- New generation OptiShift
- New dry P-brake
- Saved hydraulic pump power
- Eco pedal
- Load Assist

MAXIMIZE YOUR UPTIME

- Delayed engine shutdown
- Easier access to the P-brake and BSS accumulators
- Tilting cab – 30° or 70°
- Electronically-operated engine hood
- Lifetime Frame and Structure Warranty



THE OPERATOR'S CHOICE

Operate in comfort from the best cab on the market, the Volvo cab can be equipped with a new adjustable seat. Access the cab safely and effortlessly using the steps and open the door with ease, thanks to the optional remote-control opener.

Boost your performance

Built with the customer, for the customer, the L260H boasts a range of features to enhance your operating experience. For increased productivity, the Volvo cab can be customized to your preference and additional cameras offer greater visibility.

Comfortably productive

Customize your machine and ensure precise control of hydraulic functions, with the choice of single or multi levers. To get the most out of each operation, select from three hydraulic modes, according to your preferred responsiveness. To reduce operator fatigue and improve productivity, Comfort Drive Control gives you the opportunity to steer the machine from a small lever.



Visibility

To enhance visibility, the L260H has new rear-view mirrors and can be equipped with a rear-view camera. Optimized by the radar detect system, which works with the camera to give a visual and audible alert to the operator of unseen on-coming objects. Orange handrails and steps have been placed on the machine, intended to stand out to the operators and maintenance staff.



Bucket leveling function

Take your productivity to the next level with the new bucket leveling function. Automatically return the bucket to level from both dump and curl positions, enhancing operator performance.



Operator training

Increase productivity and reduce fuel consumption by learning how to operate your wheel loader in the most efficient way. Volvo offers operator training, which encompasses the best practices in the industry.



Maximize your uptime

Offering strength in demanding applications, the L260H is built to last. Maintain the life of your machine with simple serviceability and proactive dealer support, as well as flexible maintenance and repair plans.

Improved component access

Minimize downtime and increase component life with easier access to the Boom Suspension System accumulators – now placed on the outside of the front frame – and P-brake, which is now external.



Durable by design

Designed with durability in mind, the L260H is built with a Lifetime Frame and Structure Warranty, including the front frame, rear frame, articulation joint and loader arm. The hydraulically-driven cooling fan regulates component temperature and automatically reverses, permitting self-cleaning of the cooling units.



Delayed shutdown

Reduce the wear on your engine with new delayed engine shutdown, which can be scheduled to activate automatically by the operator. The intelligent function turns off the machine when the turbo charger has cooled down to the appropriate temperature, reducing component wear.



Here to support you

Maintain productivity with our range of Genuine Volvo Parts – all backed by Volvo warranty – with 24-hour parts delivery guarantee. Maximize machine uptime and reduce repair costs with ActiveCare Direct. The intelligent service provides around the clock machine monitoring, as well as customer reports, to help take predictive and preventative maintenance actions.





INDUSTRY LEADING SERVICEABILITY

For unrestricted access to vital components, the Volvo cab can be tilted to either a 30° or 70° angle. For improved serviceability and easy access to the engine, the wide-opening engine hood is operated electronically.

Volvo L260H in detail

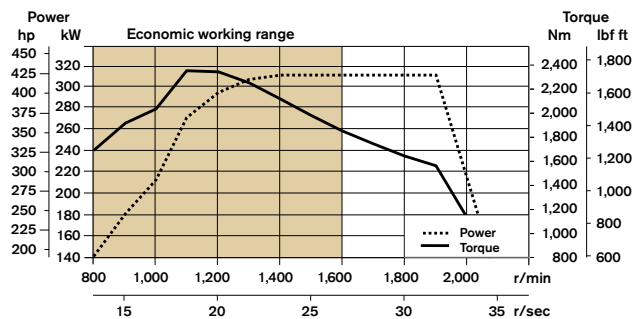
Engine

V-ACT Stage IV/Tier 4F 13 liter, 6-cylinder straight turbocharged diesel engine with 4 valves per cylinder, overhead camshaft and electronically controlled unit injectors. The engine has wet replaceable cylinder liners and replaceable valve guides and valve seats. The throttle applications is transmitted electrically from the throttle pedal or the optional hand throttle.

Air Cleaning: 2 stages.

Cooling system: Hydrostatic, electronically controlled fan and intercooler of the air-to-air type.

Engine	Volvo	D13J
Max. power at	r/min (r/s)	1,500 (25)
SAE J1995 gross	kW (hp)	310 (416)
ISO 9249, SAE J1349 net	kW (hp)	309 (414)
Max. torque at	r/min (r/s)	1,100 (18.3)
SAE J1995 gross	Nm (ft lbf)	2,343 (1,728)
ISO 9249, SAE J1349 net	Nm (ft lbf)	2,328 (1,717)
Economic working range	r/min (r/s)	800 - 1,600 (13.3 - 26.7)
Displacement	l (in ³)	12.8 (782)



Electrical System

Central warning system:

Conronic electrical system with central warning light and buzzer for following functions: - Serious engine fault - Low steering system pressure - Over speed warning engine - Interruption in communication (computer fault)

Central warning light and buzzer with the gear engaged for the following functions: - Low engine oil pressure - High engine oil temperature - High charge air temperature - Low coolant level - High coolant temperature - High crank case pressure - Low transmission oil pressure - High transmission oil temperature - Low brake pressure - Engaged parking brake - Fault on brake charging - Low hydraulic oil level - High hydraulic oil temperature - Overspeeding in engaged gear - High brake cooling oil temperature front and rear axles.

Voltage	V	24
Batteries	V	2 x 12
Battery capacity	Ah	2 x 170
Cold cranking capacity, approx	A	1,000
Alternator rating	W/A	2,280/80
Starter motor output	kW	7

Drivetrain

Torque converter: Single-stage.

Transmission: Volvo countershaft transmission with single lever control. Fast and smooth shifting of gears with Pulse Width Modulation (PWM) valve. Torque converter with lockup.

Transmission: Volvo Automatic Power Shift (APS) with fully automatic shifting 1-4 and mode selector with 4 different gear shifting programs, including AUTO.

Axles: Volvo fully floating axle shafts with planetary hub reductions and nodular iron axle housing. Fixed front axle and oscillating rear axle. 100% differential lock on the front axle.

Transmission	Volvo	HTL310
Torque multiplication, stall ratio		2.02:1
Maximum speed, forward/reverse		
1st gear	km/h (mi/h)	6.7/6.6 (4.2 / 4.1)
2nd gear	km/h (mi/h)	11.6/11.4 (7.2 / 7.1)
3rd gear	km/h (mi/h)	21.7/21.4 (13.5 / 13.3)
4th gear	km/h (mi/h)	36.5/36.1 (22.7 / 22.4)
Measured with tires		29.5R25 L4
Front axle/rear axle		AWB 50B / 41
Rear axle oscillation	± °	15
Ground clearance	mm (in)	600 (23.6)
at oscillation	°	15

Steering System

Steering system: Load-sensing, hydrostatic articulated steering.

System supply: The steering system has priority feed from a load-sensing axial piston pump with variable displacement.

Steering cylinders: Two double-acting cylinders.

Steering cylinders		2
Cylinder bore	mm (in)	90 (3.5)
Rod diameter	mm (in)	60 (2.4)
Stroke	mm (in)	525 (20.7)
Working pressure	MPa (bar)	26 (260)
Maximum flow	l/min (gal/min)	202 (53.4)
Maximum articulation	± °	37

Service Refill

Service accessibility: Large, easy-to-open hood covering whole engine department, electrically operated. Fluid filters and component breather air filters promote long service intervals. Possibility to monitor, log and analyze data to facilitate troubleshooting.

Fuel tank	l (gal)	366 (96.7)
DEF/AdBlue® tank	l (gal)	31 (8.2)
Engine coolant	l (gal)	55 (14.5)
Hydraulic oil tank	l (gal)	226 (59.7)
Transmission oil	l (gal)	48 (12.7)
Engine oil	l (gal)	50 (13.2)
Axle oil front	l (gal)	78 (20.6)
Axle oil rear	l (gal)	80 (21.1)

Hydraulic System

System supply: Two load-sensing axial piston pumps with variable displacement. The steering system always has priority.

Valves: Double-acting 2-spool valve. The main valve is controlled by a 2-spool pilot valve.

Lift function: The valve has three positions; raise, hold and lower position.

Inductive/magnetic automatic boom kickout can be switched on and off and is adjustable to any position between maximum reach and full lifting height.

Tilt function: The valve has three functions including rollback, hold and dump.

Inductive/magnetic automatic tilt can be adjusted to the desired bucket angle.

Cylinders: Double-acting cylinders for all functions.

Filter: Full flow filtration through 10 micron (absolute) filter cartridge.

Working pressure maximum, pump 1 for working hydraulic system	MPa (bar)	29.0 ± 0.5 (290 ± 5)
---	-----------	----------------------

Flow	l/min (gal/min)	252 (66.6)
at	MPa (bar)	10 (100)

engine speed	r/min (r/s)	1,900 (31.7)
--------------	-------------	--------------

Working pressure maximum, pump 2 for steering-, brake-, pilot- and working hydraulic system	MPa (bar)	31.0 ± 0.5 (310 ± 5)
---	-----------	----------------------

Flow	l/min (gal/min)	202 (53.4)
at	MPa (bar)	10 (100)

engine speed	r/min (r/s)	1,900 (31.6)
--------------	-------------	--------------

Working pressure maximum, pump 3 for brake- and cooling fan system	MPa (bar)	25.0 ± 0.5 (250 ± 5)
--	-----------	----------------------

Flow	l/min (gal/min)	83 (21.9)
at	MPa (bar)	10 (100)

engine speed	r/min (r/s)	1,900 (31.6)
--------------	-------------	--------------

Pilot system, working pressure	MPa (bar)	3.2 - 4.0 (32 - 40)
--------------------------------	-----------	---------------------

Cycle times		
-------------	--	--

Lift	s	7.1
------	---	-----

Tilt	s	1.9
------	---	-----

Lower, empty	s	4.1
--------------	---	-----

Total cycle time	s	13.1
------------------	---	------

Lift Arm System

Z-bar		
-------	--	--

Lift cylinders		2
----------------	--	---

Cylinder bore	mm (in)	190 (7.5)
---------------	---------	-----------

Piston rod diameter	mm (in)	110 (4.3)
---------------------	---------	-----------

Stroke	mm (in)	873 (34.4)
--------	---------	------------

Tilt cylinder		1
---------------	--	---

Cylinder bore	mm (in)	220 (8.7)
---------------	---------	-----------

Piston rod diameter	mm (in)	120 (4.7)
---------------------	---------	-----------

Stroke	mm (in)	570 (22.4)
--------	---------	------------

Brake System

Service brake: Volvo dual-circuit system with nitrogen-charged accumulators. Outboard-mounted fully hydraulic operated, fully sealed oil circulation-cooled wet disc brakes. The operator can select automatic declutch of the transmission when braking by a switch on the instrument panel.

Parking brake: Dry disc brake. Applied by spring force, electro-hydraulic release with a switch on the instrument panel.

Secondary brake: Dual brake circuits with rechargeable accumulators. One circuit or the parking brake fulfills all safety requirements.

Standard: The brake system complies with the requirements of ISO 3450.

Number of brake discs per wheel front/rear		2 - 1
--	--	-------

Number of brake discs per wheel front		2
---------------------------------------	--	---

Number of brake discs per wheel		1
---------------------------------	--	---

Accumulators	l (gal)	2 x 1.0 + 1 x 0.5 (2 x 0.26 + 1 x 0.13)
--------------	---------	---

Accumulators for parking brake	l (gal)	1 x 0.5 (1 x 0.13)
--------------------------------	---------	--------------------

Cab

Instrumentation: All important information is centrally located in the operator's field of vision. Display for Contronic monitoring system.

Heater and defroster: Heater coil with filtered fresh air and fan with auto and 11 speeds. Defroster vents for all window areas.

Operator's seat: Operator's seat with adjustable suspension and retractable seatbelt. The seat is mounted on a bracket on the rear cab wall and floor. The forces from the retractable seatbelt are absorbed by the seat rails.

Standard: The cab is tested and approved according to ROPS (ISO 3471), FOPS (ISO 3449). The cab meets with requirements according to ISO 6055 (Operator overhead protection - Industrial trucks) and SAE J386 ("Operator Restraint System").

Refrigerant of the type R134a is used when this machine is equipped with air conditioning. Contains fluorinated greenhouse gas R134a, Global Warming Potential 1.430 t CO₂-eq

Ventilation	m ³ /min (yd ³ /min)	9 (11.8)
-------------	--	----------

Heating capacity	kW	16
------------------	----	----

Air conditioning (optional)	kW	7.5
-----------------------------	----	-----

Sound Level

Sound level in cab according to ISO 6396/SAE J2105		
--	--	--

LpA	dB(A)	70
-----	-------	----

External sound level according to ISO 6395/SAE J2104		
--	--	--

LwA	dB(A)	109
-----	-------	-----

Specifications

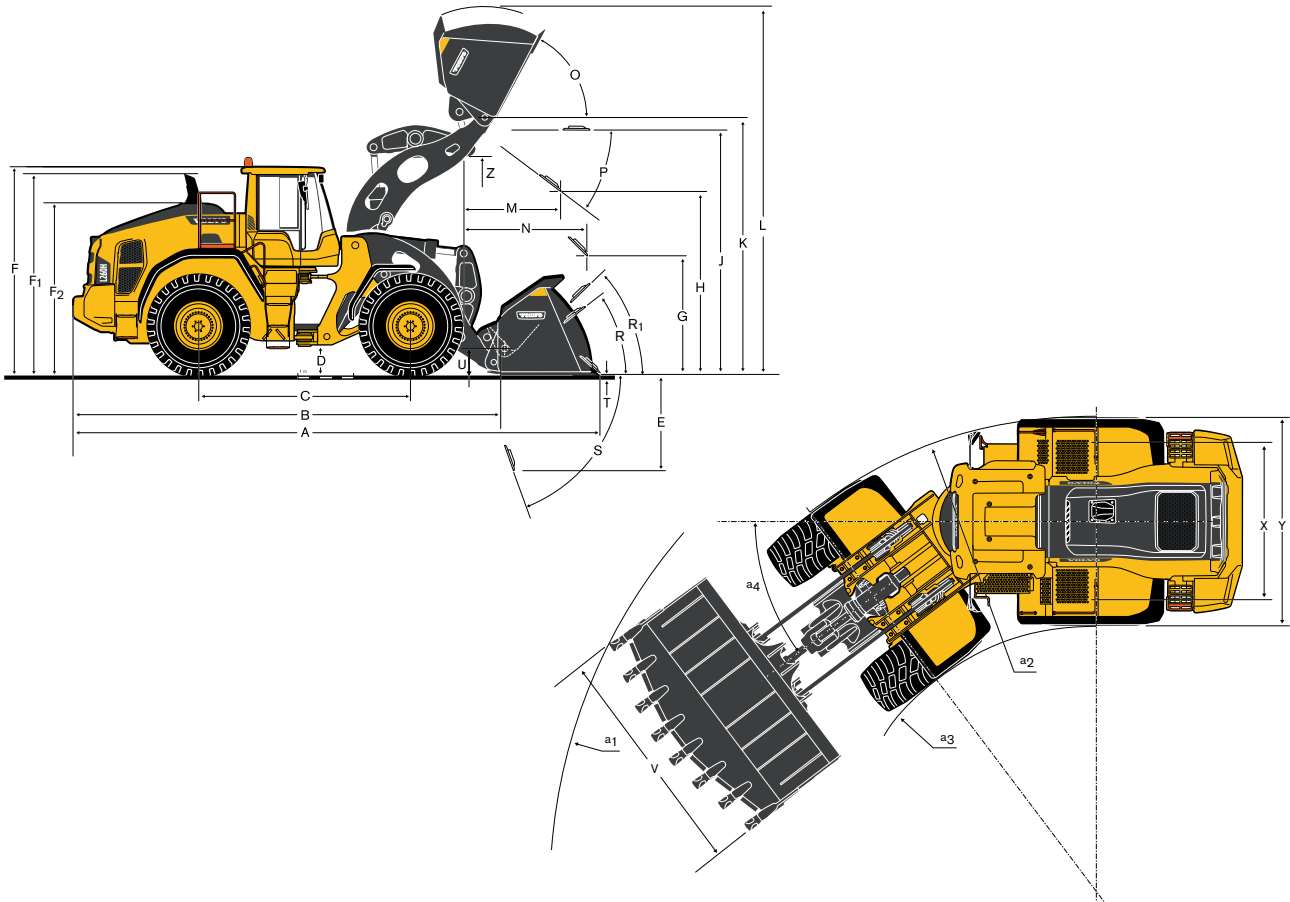
Tires L260H: 875/65R29 L4

			Standard boom		Long boom	
A	mm	ft in	9,423	31' 1"	9,728	32' 1"
B	mm	ft in	7,595	24' 11"	7,391	25' 9"
C	mm	ft in	3,505	12' 6"	3,505	12' 6"
D	mm	ft in	533	1' 9"	533	1' 9"
E	mm	ft in	1,727	5' 8"	1,829	6' 0"
F	mm	ft in	3,581	12' 3"	3,581	12' 3"
F1	mm	ft in	3,607	11' 10"	3,632	11' 11"
F2	mm	ft in	2,870	9' 5"	2,896	9' 6"
G	mm	ft in	2,134	7' 0"	2,134	7' 0"
H	mm	ft in	2,870	10' 7"	3,150	11' 8"
J	mm	ft in	4,166	14' 4"	4,420	15' 6"
K	mm	ft in	4,521	15' 2"	4,750	16' 5"
L	mm	ft in	6,172	21' 9"	7,010	23' 0"
M	mm	ft in	1,702	5' 7"	1,626	5' 4"
N	mm	ft in	2,337	7' 8"	2,616	8' 7"
O		°		62		57
Forward dump at K and M		°		43		45
P		°		43		47
R		°		41		43
R1		°		48		51
S		°		75		81
Grading angle		°		42		47
T	mm	ft in	114.3	0' 4.5"	173	0' 6.8"
U*	mm	ft in	533	1' 9"	635	2' 1"
V	mm	in	3,632	143"	3,632	143"
X	mm	ft in	2,134	7' 10"	2,134	7' 10"
Y	mm	ft in	2,819	10' 9"	2,819	10' 9"
Z	mm	ft in	3,480	12' 7"	3,454	12' 8"
a1	mm	ft in	15,977	53' 7"	16,383	54' 3"
a2	mm	ft in	7,315	24' 0"	7,315	24' 0"
a3	mm	ft in	3,886	13' 3"	3,886	13' 3"
a4		°		37		37

* Carry position SAE

Bucket: 7.3 m³ (9.5 yd³) STE P BOE

Where applicable, specifications and dimensions are according to ISO 7131, SAE J732, ISO 7546, SAE J742, ISO 14397, SAE J818.



L260H

		REHANDLING (7)						GENERAL PURPOSE (5)				ROCK (6)				SAND (4)		LONG BOOM (2)			
		6.9 m ³ (9 yd ³) STE P BOE		7.3 m ³ (9.5 yd ³) STE P BOE FF (1)		7.3 m ³ (9.5 yd ³) STE P BOE		6.4 m ³ (8.4 yd ³) STE P T SEG		6.8 m ³ (8.9 yd ³) STE P T SEG		5.5 m ³ (7.2 yd ³) STE RO P T SEG		5.9 m ³ (7.7 yd ³) STE RO P T SEG		6.5 m ³ (8.5 yd ³) SPN P T SEG		6.8 m ³ (8.9 yd ³) STE P BOE FF (1)		5.5 m ³ (7.2 yd ³) STE RO P T SEG	
Volume, heaped ISO/SAE	m ³ yd ³	6.9	9.0	7.3	9.5	7.3	9.5	6.4	8.4	6.8	8.9	5.5	7.2	5.9	7.7	6.5	8.5	6.8	8.9	-	-
Volume at 110% fill factor	m ³ yd ³	7.6	9.9	8.0	10.5	8.0	10.5	7.0	9.2	7.5	9.8	6.1	7.9	6.5	8.5	7.2	9.4	7.5	9.8	-	-
Static tipping load, straight	kg lb	27,820	61,350	27,880	61,480	27,600	60,850	25,970	57,260	25,910	57,140	26,220	57,820	26,290	57,980	25,320	55,830	25,600	56,440	-3,220	-7,110
at 35° turn	kg lb	24,680	54,430	24,730	54,530	24,450	53,920	23,000	50,720	22,950	50,610	23,280	51,340	23,350	51,490	22,390	49,370	22,700	50,060	-2,930	-6,470
at full turn	kg lb	24,330	53,640	24,370	53,740	24,100	53,130	22,660	49,980	22,620	49,870	22,950	50,600	23,020	50,750	22,060	48,640	22,370	49,340	-2,900	-6,390
Breakout force	kN lbf	290.1	65,230	284.0	63,860	283.1	63,660	302.3	67,970	299.7	67,390	335.3	75,400	324.7	73,010	255.7	57,500	272.3	61,240	-29.1	-6,550
A	mm ft in	9,430	30' 11"	9,440	31' 0"	9,470	31' 1"	9,680	31' 9"	9,690	31' 9"	9,490	31' 2"	9,540	31' 4"	9,980	32' 9"	9,500	31' 2"	310	1' 0"
E	mm ft in	1,690	5' 6"	1,720	5' 8"	1,730	5' 8"	1,920	6' 3"	1,920	6' 3"	1,730	5' 8"	1,780	5' 10"	2,180	7' 2"	1,770	5' 10"	100	0' 4"
H (3)	mm ft in	3,250	10' 8"	3,260	10' 8"	3,220	10' 7"	3,070	10' 1"	3,080	10' 1"	3,230	10' 7"	3,180	10' 5"	2,900	9' 6"	3,230	10' 7"	300	1' 0"
L	mm ft in	6,600	21' 8"	6,620	21' 9"	6,640	21' 9"	6,440	21' 1"	6,480	21' 3"	6,660	21' 10"	6,740	22' 1"	6,820	22' 4"	6,540	21' 6"	350	1' 2"
M (3)	mm ft in	1,660	5' 5"	1,720	5' 8"	1,690	5' 7"	1,800	5' 11"	1,820	5' 11"	1,700	5' 7"	1,720	5' 8"	2,040	6' 8"	1,770	5' 10"	-90	-0' 3"
N (3)	mm ft in	2,330	7' 8"	2,230	7' 4"	2,350	7' 8"	2,380	7' 10"	2,400	7' 10"	2,330	7' 8"	2,350	7' 9"	2,530	8' 3"	2,260	7' 5"	270	0' 10"
V	mm in	3,580	140"	3,650	143"	3,650	143"	3,580	140"	3,650	143"	3,580	140"	3,580	140"	3,580	140"	3,650	143"	-	-
a1 clearance circle	mm ft in	16,240	53' 3"	16,300	53' 6"	16,320	53' 7"	16,370	53' 9"	16,440	53' 11"	16,270	53' 4"	16,310	53' 6"	16,550	54' 3"	16,340	53' 7"	230	0' 9"
Operating weight	kg lb	34,360	75,770	34,320	75,680	34,510	76,090	33,580	74,040	33,690	74,300	33,680	74,270	33,620	74,130	34,220	75,460	33,570	74,030	480	1,060


- 1) Flat floor bucket
 - 2) Measured with 7.2 yd³ (5.5 m³) STE RO P T SEG bucket.
 - 3) Measured to the tip of the bucket teeth or bolt-on edge. Dump height to bucket edge measured at 45° dump angle. (Spade nose buckets at 42°.)
 - 4) Measured with 875/65R29 L3 tire
 - 5) Measured with 875/65R29 L4 tire
 - 6) Measured with 875/65R29 L4 tire
 - 7) Measured with 875/65R29 L4 tire and additional counterweight
- Note: This only applies to genuine Volvo attachments.

Bucket Selection Chart

The volume handled varies with the bucket fill and is often greater than indicated by the bucket's ISO/SAE volume. The table shows optimum bucket choice with regard to the material density.

Material	Bucket fill, %	Material density, t/m ³	Material density, lb/yd ³
Earth	110 - 115	1.4 - 1.6	2,360 - 2,697
Clay	110 - 120	1.4 - 1.6	2,360 - 2,697
Sand	100 - 110	1.6 - 1.9	2,697 - 3,203
Gravel	100 - 110	1.7 - 1.9	2,865 - 3,203
Rock	75 - 100	1.5 - 1.9	2,528 - 3,203

The size of rock buckets is optimized for optimal penetration and filling capability rather than the density of the material.



How to read bucket fill factor

Supplemental Operating Data

		Standard boom				Long boom			
Tires 29.5 R25 L4		29.5 R25 L5		875/65R29 L3		29.5 R25 L5		875/65R29 L3	
Width over tires	mm ft in	50	0' 2"	100	0' 4"	50	0' 2"	100	0' 4"
Ground clearance	mm ft in	30	0' 1"	10	0' 0"	20	0' 1"	0	0' 0"
Tipping load, full turn	kg lb	950	2,100	240	520	-2 120	-4,690	-2 770	-6,130
Operating weight	kg lb	1,280	2,830	440	980	1,760	3,880	920	2,030

Equipment

STANDARD EQUIPMENT

Engine

Exhaust after-treatment system
 Two stage air cleaner, pre-cleaner, primary and secondary filter
 Indicator for coolant level
 Preheating of induction air
 Fuel pre-filter with water trap
 Fuel filter
 Crankcase breather oil trap
 Exterior radiator air intake protection

Drivetrain

Automatic Power Shift
 Fully automatic gearshifting, 1-4
 PWM-controlled gearshifting
 Forward and reverse switch by hydraulic lever console
 Indicator glass for transmission oil level
 Differentials: Front, 100% hydraulic diff lock. Rear, conventional.
 OptiShift transmission with Lock-up RBB
 Lock-up first gear

Electrical System

24 V, pre-wired for optional accessories
 Alternator 24V/80A/2280W
 Battery disconnect switch
 Fuel gauge
 Hour meter
 Electric horn

Instrument cluster:
 Fuel level
 Diesel Exhaust Fluid/AdBlue level
 Transmission temperature
 Coolant temperature
 Instrument lighting

Lighting:
 Twin halogen front headlights with high and low beams
 Parking lights
 Double brake and tail lights
 Turn signals with flashing hazard light function
 Halogen work lights (2 front and 2 rear)

STANDARD EQUIPMENT

Contronic Monitoring System

Monitoring and logging of machine data
 Contronic display
 Fuel consumption
 Diesel Exhaust Fluid/AdBlue consumption
 Ambient temperature
 Clock
 Test function for warning and indicator lights
 Brake test
 Test function, sound level at max fan speed

Warning and indicator lights:
 Battery charging
 Parking brake

Warning and display message:
 Regeneration
 Engine coolant temperature
 Charge-air temperature
 Engine oil temperature
 Engine oil pressure
 Transmission oil temperature
 Transmission oil pressure
 Hydraulic oil temperature
 Brake pressure
 Parking brake applied
 Brake charging
 Overspeed at direction change
 Axle oil temperature
 Steering pressure
 Crankcase pressure
 Attachment lock open
 Safety Belt Warning

Level warnings:
 Fuel level
 Diesel Exhaust Fluid/AdBlue level
 Engine oil level
 Engine coolant level
 Transmission oil level
 Hydraulic oil level
 Washer fluid level

Engine torque reduction in case of malfunction indication:
 High engine coolant temperature
 High engine oil temperature
 Low engine oil pressure
 High crankcase pressure
 High charge-air temperature

Engine shutdown to idle in case of malfunction indication:
 High transmission oil temperature
 Slip in transmission clutches

Keypad, background lit

Start interlock when gear is engaged

STANDARD EQUIPMENT

Hydraulic System

Main valve, double acting 2-spool with hydraulic pilots

Variable displacement axial piston pumps (3) for:

- 1 Working hydraulics, Pilot hydraulics and Brake system
- 2 Working hydraulics, Pilot hydraulics, Steering and Brake system
- 3 Cooling fan and Brake system

Electro-hydraulic servo controls

Electronic hydraulic lever lock

Automatic boom kick-out

Automatic bucket positioner

Double-acting hydraulic cylinders

Indicator glass for hydraulic oil level

Hydraulic oil cooler

Brake System

Dual brake circuits

Dual brake pedals

Secondary brake system

Parking brake, electro-hydraulic

Brake wear indicators

Cab

ROPS (ISO 3471), FOPS (ISO 3449)

Single key kit door/start

Acoustic inner lining

Cigarette lighter, 24 V power outlet

Lockable door

Cab heating with fresh air inlet and defroster

Fresh air inlet with two filters

Automatic heat control

Floor mat

Dual interior lights

Interior rear-view mirrors

Dual exterior rear-view mirrors

Sliding window, right side

Tinted windshield glass

Retractable seatbelt (SAE J386)

Adjustable steering wheel

Storage compartment

Document pocket

Sun visor

Beverage holder

Windshield washer front and rear

Windshield wipers front and rear

Interval function for front and rear wipers

STANDARD EQUIPMENT

Service and Maintenance

Engine oil remote drain and fill

Transmission oil remote drain and fill

Lubrication manifolds, ground accessible

Pressure check connections: transmission and hydraulic, quick-connects

Tool box, lockable

External Equipment

Orange hand rails

Fenders, front and rear

Viscous cab mounts

Rubber engine and transmission mounts

Frame, joint lock

Vandalism lock prepared for

Engine compartment

Radiator grille

Lifting eyes

Tie-down eyes

Fabricated counterweight

Counterweight, pre-drilled for optional guards

Equipment

OPTIONAL EQUIPMENT

Engine

- Air pre-cleaner, cyclone type
- Air pre-cleaner, oil-bath type
- Air pre-cleaner, turbo type
- Engine auto shutdown
- Engine delayed shutdown
- Engine block heater 230V/110V
- Fuel fill strainer
- Fuel heater
- Fuel filter, extra
- Hand throttle control
- Max. fan speed, hot climate
- Radiator, corrosion-protected
- Reversible cooling fan
- Reversible cooling fan and axle oil cooler

Tires

- 29.5 R25
- 875/65 R29

Drivetrain

- Diff lock front 100%, Limited Slip rear
- Speed limiter
- Wheel/axle seal guards

Electrical System

- Anti-theft device
- Alarm kit, anti-theft function in WECU
- Battery disconnect switch, additional in cab
- Emergency stop
- Locking device, Tag out Lock out
- Headlights, assym. left
- License plate holder, lighting
- Rear view camera, monitor
- Rear view mirrors, el.adjusted and heated
- Reduced function working lights, reverse gear activated
- Reverse alarm, audible
- Reverse alarm, white noise
- Reverse warning light, strobe lighting
- Shortened headlight support brackets
- Side marker lamps
- Warning beacon LED
- Warning beacon LED automatic
- LED Head Light
- LED tail light
- LED working lights, attachments
- LED working lights on cab, front and rear
- LED working lights on cab, front, 2 alt. 4 LED lamps
- LED working lights on cab, rear, 2 alt. 4 LED lamps
- LED working lights, rear in grille, 2 LED lamps
- LED working lights, front above head lamps, 2 LED lamps
- LED work lights, side on cab, 4 LED lamps
- LED light packages
- Working lights halogen, attachments
- Working lights on cab halogen, front and rear
- Working lights on cab halogen, rear
- Electrical distribution unit 24 volt
- Alternator 120 amp, heavy-duty
- Load Assist
- Radar detect system
- Forward camera, colour
- Parking brake alarm, audible for air susp seats
- Jump start connector, NATO-Type

OPTIONAL EQUIPMENT

Hydraulic System

- Boom suspension system
- Boom cylinder hose and tube guards
- Hydraulic fluid, biodegradable, Volvo
- Hydraulic fluid, fire-resistant
- Hydraulic fluid, for hot climate
- Mineral oil for cold climate
- Hydraulic 3rd function
- Single lever control, hydraulics 2 functions
- Single lever control, hydraulics 3 functions

Brake System

- Oil cooler and filter front & rear axle

Cab

- Anchorage for Operator's manual
- Automatic Climate Control, ACC
- ACC control panel, with Fahrenheit scale
- Asbestos dust protection filter
- Ashtray
- Cab air pre-cleaner, cyclone type
- Carbon filter
- Cover plate, under cab
- Lunch box holder
- Volvo Armrest, operator's seat, left
- Operator's seat, Volvo air susp, heavy-duty, high back, heated
- Operator's seat, (air seat std) 2-point seat belt
- Operator's seat, (air seat std) 3-point seat belt
- Radio installation kit incl. 12 volt outlet, left side
- Radio installation kit incl. 12 volt outlet, right side
- Radio (with AUX, Bluetooth and USB connection)
- Subwoofer
- Steering wheel knob
- Sun blinds, rear windows
- Sun blinds, side windows
- Timer cab heating
- Window, sliding, door
- Universal door/ignition key
- Remote door opener
- Forward view mirror
- Cab heater power outlet 240V

Service and Maintenance

- Automatic lubrication system
- Cleaner kit, with air blow gun
- ROX, rapid oil exchange pump
- Oil sampling valve
- Refill pump for grease to lube system
- Tool kit
- Wheel nut wrench kit
- CareTrack, GSM, GSM/Satellite
- Telematics, Subscription

Protective Equipment

- Belly guard front
- Belly guard rear
- Belly guard rear, oil pan
- Center hinge and rear frame guard
- Cover plate, heavy-duty, front frame
- Cover plate, rear frame
- Cab roof, heavy-duty
- Guards for front headlights
- Guards for radiator grill
- Guards for tail lights
- Windows, side and rear guards
- Windshield guard
- Corrosion protection, painting of machine

OPTIONAL EQUIPMENT

External Equipment

Cab ladder, rubber-suspended
Deleted front mudguards
Fire suppression system
Fire extinguisher
Fire extinguisher , two pieces
Mudguards, full cover, front and rear
Mudguards, full cover wideners and prot. Included
Long boom
Tow hitch

Other Equipment

CE-marking
Comfort Drive Control (CDC)
Counterweight, re-handling
Secondary steering with automatic test function
Sound decal, EU
Sound decal, USA
Reflecting stickers (decals), machine contour
Reflecting stickers (stripes), machine contour Cab
Noise reduction kit, exterior

OPTIONAL EQUIPMENT

Attachments

Buckets:
Rock straight or spade nose
General purpose
Re-handling
Side-dump
Light material
Wear parts:
Bolt-on and weld-on bucket teeth
Segments
Cutting edge in three sections, bolt-on
Material handling arm

SELECTION OF VOLVO OPTIONAL EQUIPMENT


Wide tires



Central lubrication system



Seat and control options




Rehandling package



Radar detect system



Long boom



Not all products are available in all markets. Under our policy of continuous improvement, we reserve the right to change specifications and design without prior notice. The illustrations do not necessarily show the standard version of the machine.



1300 BROOKS (276 657)
@ sales@brookshire.com.au
www.brookshire.com.au

BROOKS HIRE